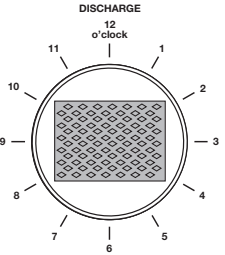


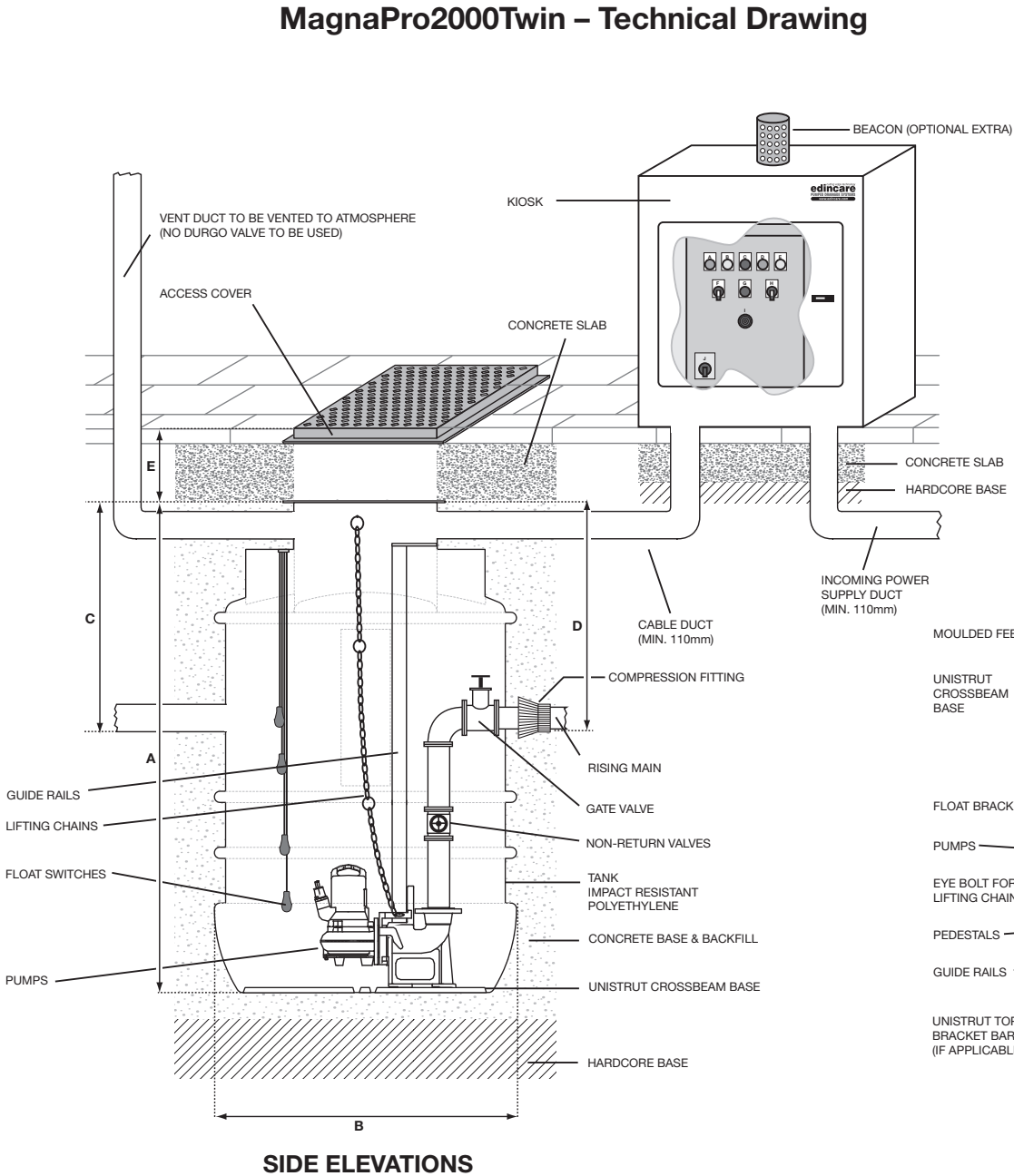
TECHNICAL SPECIFICATIONS	
Power Supply	415v
Rated Current	2.36a
Motor Rating	0.75kw
Frequency	50hz
Revolutions per Minute	2850
Max. Vertical Output	14m
Max. Horizontal Output	200m
Max. Flow Rate	6.6 l/s
Max. Liquid Temperature	40 deg.C
Discharge Size	50mm/63mm OD MDPE
Cable Length	10m
Weight	210kg
Colour	White

ACCESS COVER (CLEAR OPENING)		
LENGTH (mm)	WIDTH (mm)	TYPE
900	600	Ped., Locking

KIOSK (SINGLE DOOR)		
LENGTH (mm)	WIDTH (mm)	HEIGHT (mm)

FABRICATION SPECIFICATIONS				
ITEM	INDEX	DEPTH (mm)	DIAMETER (mm)	CLOCK FACE POSITION
Tank depth	A	2000		
Tank diameter	B		1350	
Inlet	C1		110	
Inlet	C2			
Inlet	C3			
Inlet	C4			
Discharge	D	450	50	12
Slab (inc. cover)	E			
Cable Duct		250	110	
Vent		250	110	

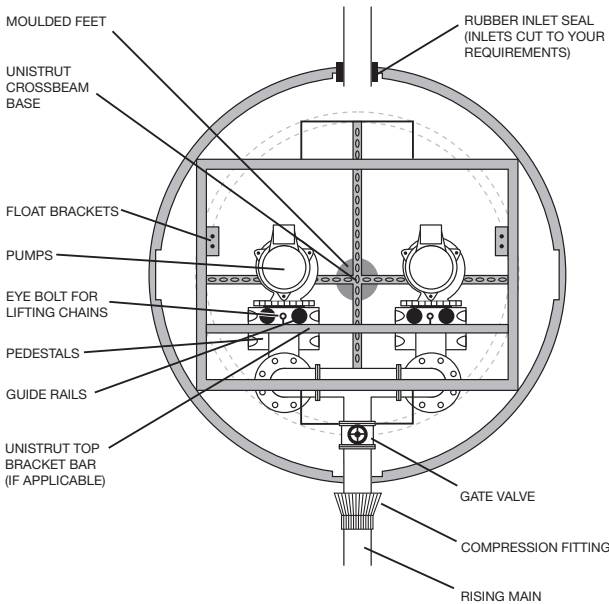
CLOCK FACE POSITIONS	
 <p>View looking down on the tank. Treat this diagram like a clockface. DISCHARGE is set at 12 o'clock. Indicate the relative positions for INLETS, CABLE DUCT and VENT (if required).</p>	



SHOULD YOU REQUIRE ANY TECHNICAL ASSISTANCE
PLEASE CONTACT OUR HELPDESK ON 01442 211554
OR EMAIL AFTERSALES@EDINCARE.COM

COMMENTS:

PLAN VIEW



PLEASE NOTE THAT THIS DOCUMENT MUST
BE READ IN CONJUNCTION WITH THE
INSTALLATION & OPERATING GUIDELINES.
DRAWING NOT TO SCALE.

CUSTOMER NAME	PRODUCT NAME	Magna Pro 200 Twin (Macerator) 3ph	
PROJECT NAME	DRAWING VERSION		
PROJECT ADDRESS	DATE		
	DRAWN BY	SH	CHECKED BY

Edincare Pumped Drainage Systems
Unit 10, Avebury Court, Mark Road,
Hemel Hempstead,
Herts HP2 7TA

Tel: 01442 211554,
Fax: 01442 211553,
Email: info@edincare.com,
Web: www.edincare.com

cutting edge technology
edincare
PUMPED DRAINAGE SYSTEMS
www.edincare.com