

MagnaPro900Twin – Technical Drawing

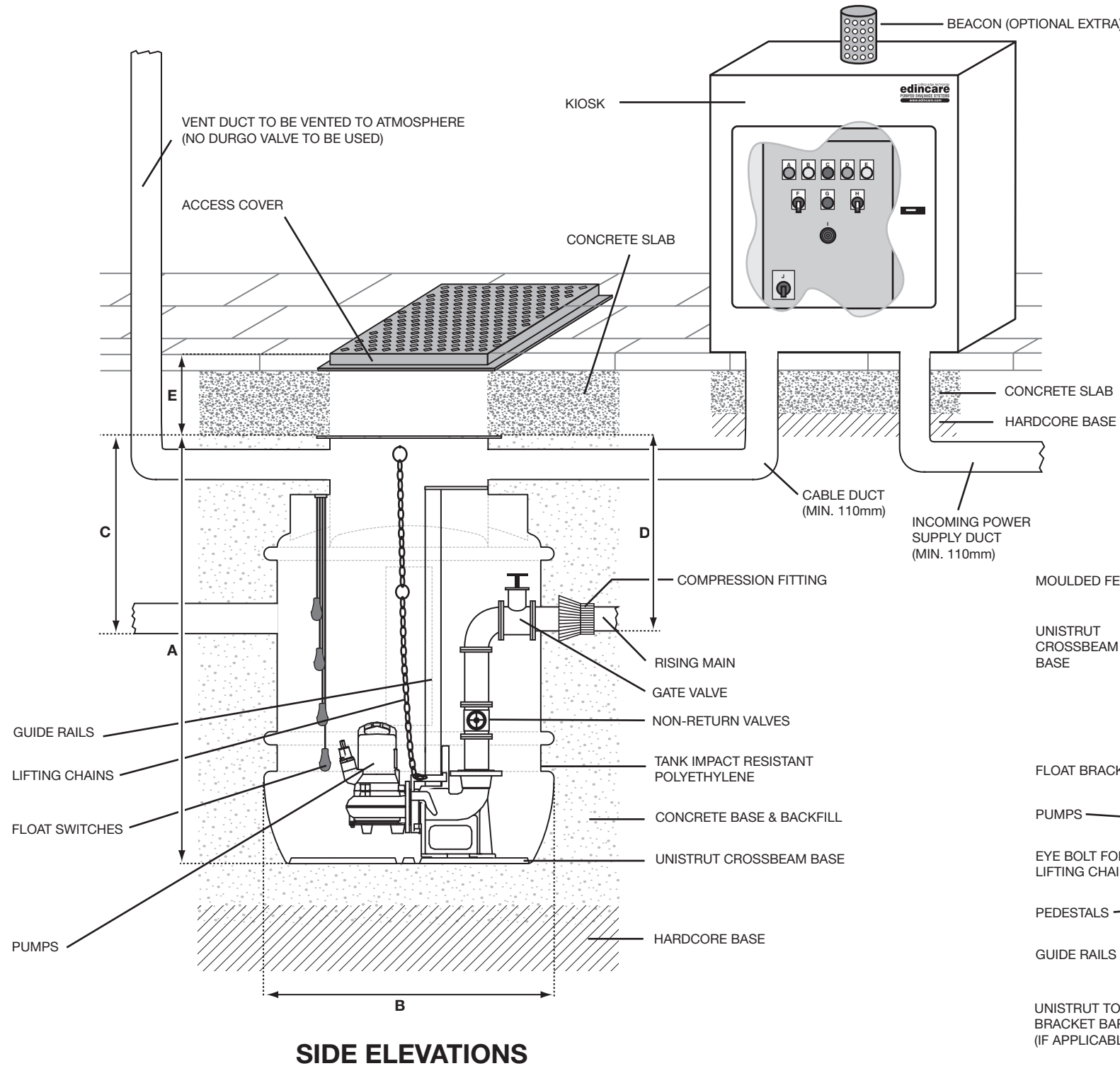
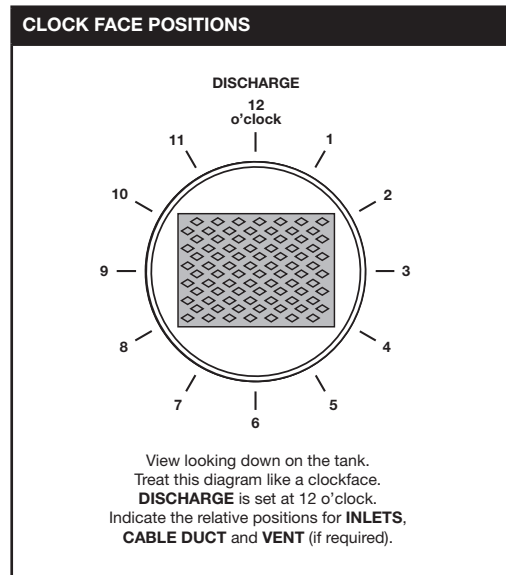
SHOULD YOU REQUIRE ANY TECHNICAL ASSISTANCE
PLEASE CONTACT OUR HELPDESK ON 01442 211554
OR EMAIL AFTERSALES@EDINCARE.COM

TECHNICAL SPECIFICATIONS	
Power Supply	
Rated Current	
Motor Rating	
Frequency	
Revolutions per Minute	
Max. Vertical Output	
Max. Horizontal Output	
Max. Flow Rate	
Max. Liquid Temperature	
Discharge Size	
Cable Length	
Weight	
Colour	

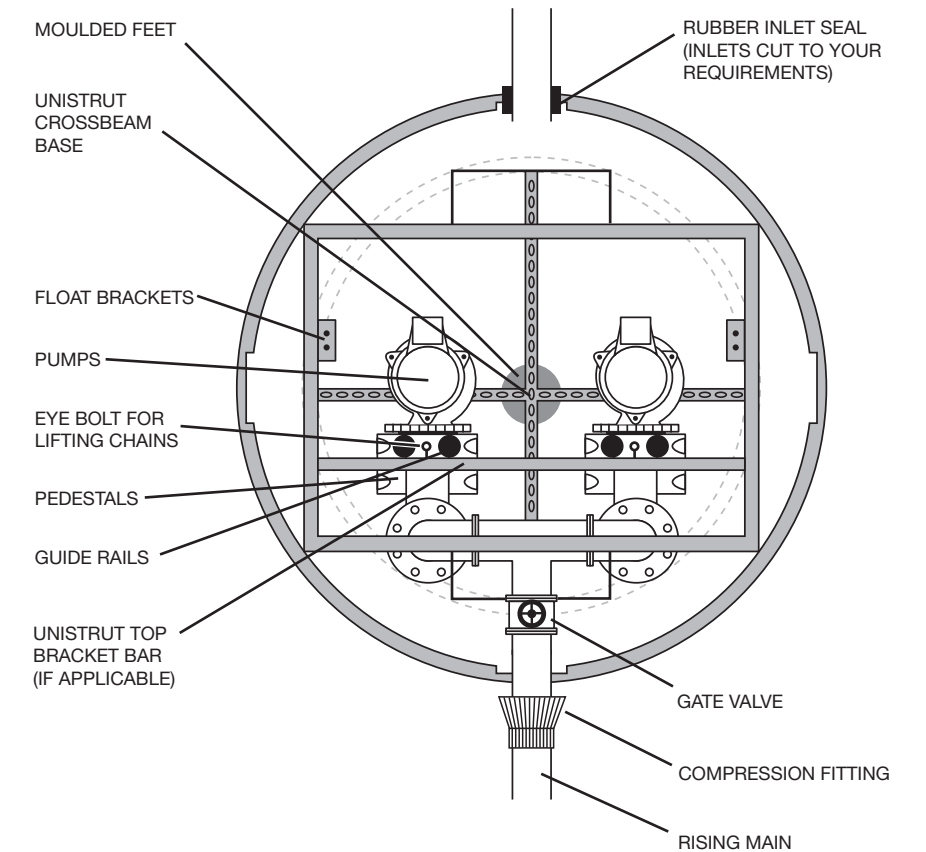
ACCESS COVER (CLEAR OPENING)		
LENGTH (mm)	WIDTH (mm)	TYPE

KIOSK (SINGLE DOOR)		
LENGTH (mm)	WIDTH (mm)	HEIGHT (mm)

FABRICATION SPECIFICATIONS				
ITEM	INDEX	DEPTH (mm)	DIAMETER (mm)	CLOCK FACE POSITION
Tank depth	A			
Tank diameter	B			
Inlet	C1			
Inlet	C2			
Inlet	C3			
Inlet	C4			
Discharge	D			12
Slab (inc. cover)	E			
Cable Duct				
Vent				



PLAN VIEW



COMMENTS:

**PLEASE NOTE THAT THIS DOCUMENT MUST
BE READ IN CONJUNCTION WITH THE
INSTALLATION & OPERATING GUIDELINES.
DRAWING NOT TO SCALE.**

CUSTOMER NAME	PRODUCT NAME
PROJECT NAME	DRAWING VERSION
PROJECT ADDRESS	DATE
	DRAWN BY
	CHECKED BY

Edincare Pumped Drainage Systems
Unit 8, Heron Business Park,
Eastman Way, Hemel Hempstead,
Hertfordshire, HP2 7FW

Tel: 01442 211554,
Fax: 01442 211553,
Email: info@edincare.com,
Web: www.edincare.com

