




Wykamol Mould Eradication Kit



The Mould Eradication Kit is designed to kill mould growth on walls, ceilings, window reveals, frames, doors, skirting boards etc.

These instructions need to be followed carefully. There are three stages, with each stage it is vital to treat the visible mould PLUS 1 metre beyond the signs of surface growth.

Instructions for use.

	<p><u>Stage 1 – Spray</u></p> <p>Spray MCS 1 Mould Clear Solution onto the affected surface from a distance of 3 – 5 cms. Treat visible mould PLUS 1 metre beyond. Repeat the treatment on badly affected areas after 10 – 15 minutes.</p> <p>Areas to be treated:</p> <ol style="list-style-type: none">Painted and timber areas – spray the area thoroughly with the MCS 1 Mould Clear Solution.Papered areas – spray the paper. The MCS 1 Mould Clear Solution acts as a biocide and stripping agent. Bag the mould contaminated paper and remove from the property. Treat the exposed plaster again with a thorough spraying of MCS 1 Mould Clear Solution.General preparation – once the surface is dry, scrape off any loose flaking paint and rub down. Previously painted surfaces must be etched using sandpaper. <p>This solution should cover approximately 12.5 m²</p>
	<p><u>Stage 2 – Wipe</u></p> <p>Rub the surface using the sponge provided. Allow approximately 30 minutes for the product to work, then rinse with warm soapy water. Repeat the treatment if necessary.</p>
	<p><u>Stage 3 – Paint Additive</u></p> <p>MCS 3 Paint Additive is specifically formulated to protect decorative finishes from future mould attack. This should be mixed into emulsion paint, primer, undercoat, varnish, gloss, wallpaper paste, textured paint or tile adhesive.</p> <p>Add 100 ml of MCS 3 Paint Additive to 5 L of water based paint (emulsion, vinyl, silk or matt) or</p> <p>Add 50 ml of MCS 3 Paint Additive to 5 L of solvent based paint (primer, undercoat or gloss).</p> <p>Blend the Paint Additive for at least 1 minute or until fully dispersed.</p> <p>Apply the paint in accordance with the manufacturer's instructions.</p>
<p style="text-align: center;"><u>Health and Safety</u></p> <p>Use biocides safely. Always read the label and product information before use.</p> <p>MCS 1 Mould Clear Solution - HSE No. 9453 Contains Benzalkonium Chloride 0.95%, 2-Phenylphenol 0.24% w/w</p> <p>MCS 3 Paint Additive - HSE No. 7656 Contains 3-Iodo-2-Propynyl-n-Butyl Carbamate 14.85% w/w</p>	



Wykamol Group

Unit 3 Boran Court, Network 65 Business Park, Hapton, Burnley. BB11 5TH

t: +44 (0)845 400 6666 f: +44 (0)845 400 3333

www.wykamol.com e: sales@wykamol.com